

**BIODERMA**  
LABORATOIRE DERMATOLOGIQUE

INSTITUT  
**ESTHEDERM**  
PARIS

## PRE AND POST AESTHETIC PROCEDURES

A targeted selection for dermo-aesthetic treatments



 **NAOS**  
ECOBIOLOGY

# NAOS DERMO AESTHETIC

LARGE  
OFFER

## 1. HYGIENE

## 2. HEALING

## 3. FOLLOW-UP

H.A.  
INJECTIONS



or



COLLAGEN  
STIMULATION



or



or



UV protection

LASER  
PEELING



or



or



UV protection

**STEP 1**  
Antiox  
Revitali-  
zation



+

**STEP 2**  
Prevention  
& correction  
all signs  
of aging

**STEP 1**  
Antiox  
Revitali-  
zation



+

**STEP 2**  
Prevention  
& correction  
all signs  
of aging

**STEP 1**  
Antiox  
Revitali-  
zation



+

**STEP 2**  
Prevention  
& correction  
all signs  
of aging

# ASSORTMENT



+

**STEP 3**  
Targeted  
care



Wrinkles



+

**STEP 3**  
Targeted  
care



Heavy  
wrinkles

Firmness



+

**STEP 3**  
Targeted  
care



Dark spots

## 4. SUN PROTECTION



# 1. HYGIENE

## CICABIO BAUME LAVANT

The frictionless foaming balm



### ✦ Prevents the risk of infection

Zinc gluconate & mild surfactants

### ✦ Soothes discomfort

Balm texture with **Antalgicine™** technology

#### ANTI-MICROBIAL<sup>(1)</sup>

**-99% bacteria** (*S. aureus*, *S. pyogenes* & *E. coli*)

**-48% yeast** (*C. albicans*)

#### IMPROVED COMFORT OF CLEANSING

**100%** **soothes** instantly & long lastingly<sup>(2)</sup>  
**reduces rubbing** during cleansing<sup>(2)</sup>

(1) Minimum inhibitory concentration test after 24h of incubation with half-diluted Cicabio Baume Lavant. (2) Clinical study on 33 subjects with weakened skin, 28 days, % of satisfaction, Tunisia, 2023.



# 1. HYGIENE

## SENSIBIO GEL MOUSSANT

The soothing foaming gel



### ✦ Increases sensitive skin's threshold of tolerance

#### DAF™ technology

Rhamnose, mannitol, xylitol

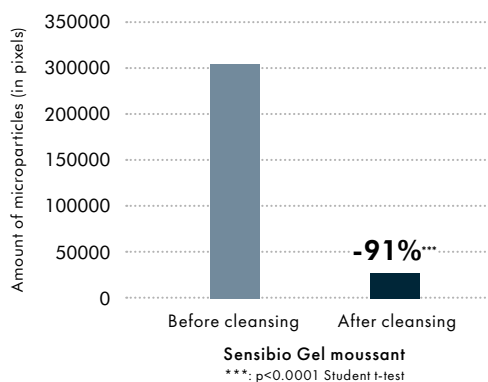
### ✦ Perfectly cleanses while respecting sensitive skin ecosystem

#### Micellar technology

### ✦ Preserves skin barrier by supplying and inducing biomimetic superfatting molecules

Biomimetic lipids, glyceryl oleate

#### CLEANSING EFFICACY ON MICRO-PARTICLES<sup>(1)</sup>



-91%  
of micro-particles

86% soothing effect<sup>(2)</sup>

(1) Clinical evaluation of the cleansing power of Sensibio Gel Moussant on micro-particles, 11 subjects aged 18 to 48, France, 2018. (2) Self-assessment of efficacy on 22 subjects aged from 21 to 48 years old after with sensitive skin immediately and after 7 days of use of Sensibio Gel Moussant (% of satisfaction) – China, 2015.

## 2. HEALING

### CICABIO CRÈME+

The ultra-repairing & soothing cream

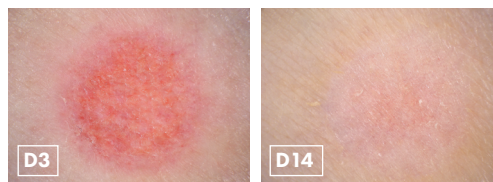


✦ **Promotes re-epithelialization**  
Optimal repair patented complex\*

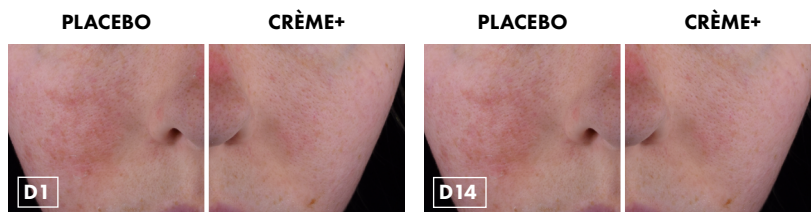
✦ **Reduces pain & pruritus**  
Antalgicine™ technology

✦ **Clinically restores microbiome diversity**  
More than 80% of biomimetic ingredients including biomimetic lipids

#### SKIN ABRASION<sup>(1)</sup>



#### POST-PEELING PROCEDURES<sup>(2)</sup>



(1) Clinical study on repairing and soothing efficacy vs. competitors after mechanical skin abrasion under dermatological control, reduction vs. D0 post-abrasion, Germany, 2023. (2) Clinical evaluation of repairing and soothing efficacy of Cicabio Crème+ vs. placebo post-glycolic acid peeling, representative photos from D1 to D14, Poland, 2023.

\*Patent application filed in France.

## 3. FOLLOW-UP AFTER ALL PROCEDURES

### EAU CELLULAIRE MIST

The hydra-booster, antioxidant, energizing mist



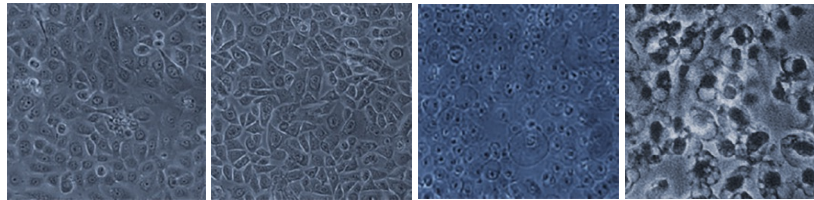
- ✦ **Reactivates cellular energy, optimizes cellular function and provides broad spectrum antioxidant protection**

Cellular water patent

- ✦ **Moisturizing efficacy improved**

Low molecular weight hyaluronic acid - sodium hyaluronate

#### OPTIMIZES CELLULAR VITALITY<sup>(1)</sup>



Ideal culture medium  
Viability 100%

Cellular Water  
Viability 88%

Thermal spring water  
Viability 8,5%

Distilled water  
Viability 0%

#### ANTIOXIDANT EFFICACY

**Broad-spectrum protection - acts on different types of free radicals**

**ROS**

Reactive Oxygen Species

**80% protection<sup>(2)</sup>**

**RCS**

Reactive Carbonyl Species

**80% protection<sup>(3)</sup>**

**RNS**

Reactive Nitrogen Species


**51% protection<sup>(4)</sup>**

(1) In vitro test performed on keratinocytes to assess cell viability + visualization of cell morphology. (2) In tubo test (ferrozine test) carried out on Carnosine. (3) In tubo test (hydroperoxide inhibition) carried out on Carnosine. (4) In tubo test (peroxynitrite inhibition) carried out on the mix of the 3 actives ingredients (Hypotaurine, Carnosine, Citric acid).

# 3. FOLLOW-UP AFTER ALL PROCEDURES

## AGE PROTEOM™ ADVANCED SERUM

To act on all aging signs & improve the efficacy of aesthetic procedures



### ★ Age Proteom™ patented technology

Proteome protection active ingredient

### Unique mode of action for protein protection

#### Chaperone-like antioxidant

Protects structural and functional proteins, protects against harsh environmental factors and protects against carbonylation (irreversible damage to proteins)

### IMPROVES THE EFFICACY OF EACH AESTHETIC PROCEDURES<sup>(1)</sup>

Hyaluronic acid injections - microneedling - peeling

#### PROTOCOL

### 3-MONTH COMPARATIVE CLINICAL STUDY ON HEMI-FACE

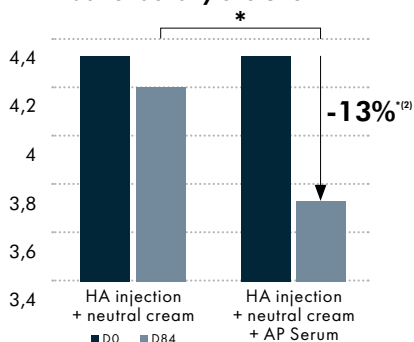
(Age Proteom™ + Neutral cream VS Neutral cream)

Evaluation of the evolution of signs of aging on each side of the face after 1, 2 and 3 months post-procedures of twice-daily use of Age Proteom™ + neutral cream and/or neutral cream alone.



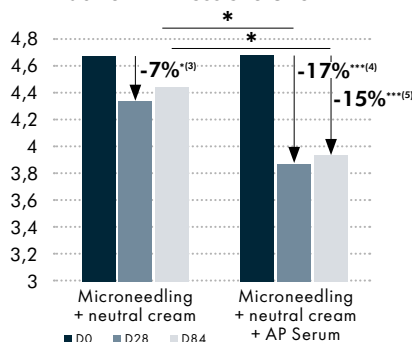
#### POST HYALURONIC INJECTIONS EFFICACY

##### Lack of density evolution



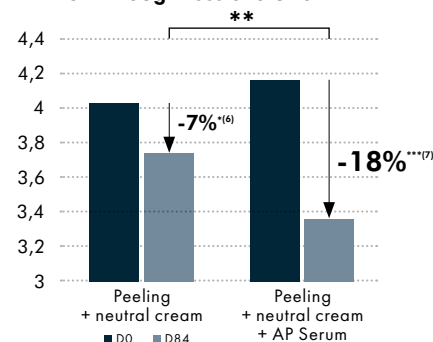
#### POST MICRONEEDLING EFFICACY

##### Lack of firmness evolution



#### POST PEELING EFFICACY

##### Skin roughness evolution



\*p<0,05, \*\*p<0,01, \*\*\*p<0,001, Wilcoxon test

Comparison of ageing signs evolution evaluated by clinical scoring after 1 month of 2X/day use of neutral cream + Age Proteom™ and 2X/day use of neutral cream alone (1) After a procedure, 54 subjects from 35 to 65 yo. (2) Clinical scoring by dermatologist, 15 subjects from 41 to 65 yo, after HA injection and twice daily application of neutral cream + AP serum for 3 months. (3) Clinical scoring by dermatologist, 20 subjects from 39 to 64 yo, after a microneedling and twice daily application of neutral cream for 1 month. (4) After microneedling and twice daily application of neutral cream + AP serum for 1 month (5) After microneedling and twice daily application of neutral cream + AP serum for 3 months. (6) Clinical scoring by dermatologist, 19 subjects from 35 to 65 yo, after peeling and twice daily application of neutral cream for 1 month (7) After peeling and twice daily application of neutral cream + AP serum for 3 months.

# 3. FOLLOW-UP AFTER ALL PROCEDURES

## AGE PROTEOM™ EYE CONTOUR

For a targeted action on eyelid ptosis & eyebags



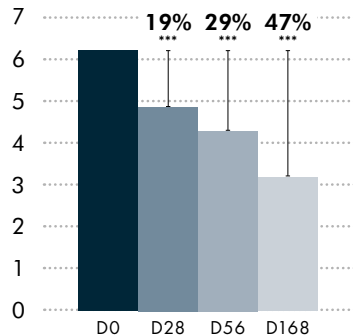
- ★ **Chaperone-like antioxidant efficacy to protect structural and functional proteins**  
Age Proteom™ patented biotechnology
- ★ **Acts on cell tone by stimulating the synthesis of fibronectin, helps restore natural mechanisms involved in firmness, reducing eyelid ptosis**  
Autolift peptide - tetrapeptide-1

### CLINICALLY PROVEN EFFICACY

VISIBLE FROM 28 DAYS WITH CONTINUOUS IMPROVEMENT OBSERVED OVER 6 MONTHS

#### UPPER EYELID PTOSIS

-47%<sup>(1)</sup>

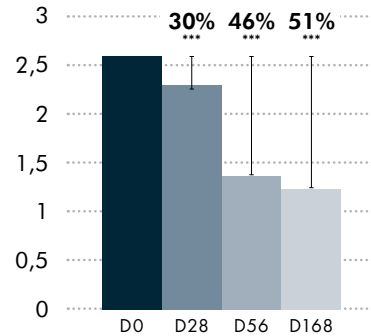


Evaluation using 10 points scale<sup>(2)</sup>,

\*\*\*p<0.001, Wilcoxon test

#### EYEBAGS

-51%<sup>(1)</sup>



Evaluation using Atlas visual scale<sup>(3)</sup>,

\*\*\*p<0.001, Wilcoxon test

(1) Clinical scoring by dermatologist, 43 subjects after twice daily application of the eye serum for 6 months. (2) Upper eyelid ptosis clinical score improvement after 1, 2 and 6 months of twice daily application of the eye serum on respectively 41, 44, 43 subjects. (3) Eyebags clinical score improvement after 1, 2 and 6 months of twice daily application of the eye serum on respectively 41, 44, 43 subjects.



# 3. FOLLOW-UP AFTER H.A. INJECTIONS

## INTENSIVE HYALURONIC+

For a targeted efficacy on wrinkles

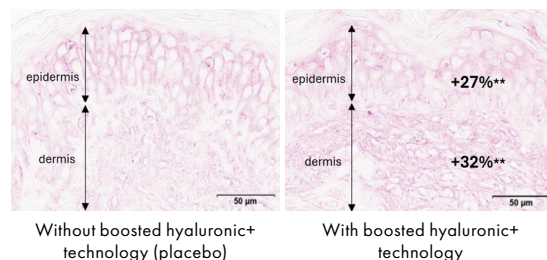


### INTENSIVE HYALURONIC+ SERUM

- ✦ **Stimulates and protects hyaluronic acid at all skin layers**  
Patented technology **HYALURONIC+**  
3 forms of hyaluronic acid & polyglutamic acid
- ✦ **Stimulates the dermal mattress & prevents water loss for intense action on wrinkles**  
**Boosted wrinkle filling action**  
Low molecular weight hyaluronic acid

### INCREASE OF HYALURONIC ACID AT ALL SKIN LEVELS<sup>(1)</sup>

**+29%** globally in the skin  
**+27%** in the epidermis  
**+32%** in the dermis



### PROVEN EFFICACY AFTER 1-MONTH CURE<sup>(2)</sup>



(1) Ex-vivo test carried out on boosted hyaluronic technology. (2) Clinical evaluation with instrumental measurement, 33 women between 36 and 50 years of age with sensitive and dehydrated skin after 28 days of twice-daily application of Intensive Hyaluronic+ serum. Photo illustration (Best case).

## 3. FOLLOW-UP AFTER H.A. INJECTIONS



### INTENSIVE HYALURONIC+ CREAM

- ✦ **Stimulates and protects hyaluronic acid at all skin layers**  
Patented technology **HYALURONIC+**  
3 forms of hyaluronic acid & polyglutamic acid

### PROVEN EFFICACY AFTER 1-MONTH CURE<sup>(1)</sup>



### INTENSIVE HYALURONIC+ LIP CONTOUR

- ✦ **Stimulates and protects hyaluronic acid at all skin layers**  
Patented technology **HYALURONIC+**  
3 forms of hyaluronic acid & polyglutamic acid
- ✦ **Stimulates the contraction of collagen fibers to target fine lines and wrinkles**  
Dipalmitoyl hydroxyproline

### PROVEN EFFICACY AFTER 1-MONTH CURE<sup>(2)</sup>

- 10%<sup>\*\*\*\*</sup> upper lips wrinkles<sup>(3)</sup>
- +21%<sup>\*</sup> lips smoothness<sup>(4)</sup>
- 9%<sup>\*\*\*</sup> wrinkles of the corner of the lips<sup>(3)</sup>

(1) Clinical evaluation with instrumental measurement, 30 women between 36 and 53 years of age with sensitive and dehydrated skin, 28 days of twice-daily application of Intensive Hyaluronic+ Cream. Photo illustration (Best case). (2) Dermatologist-controlled use test carried out on 32 volunteers aged 40 to 60 years old, with sensitive and dehydrated skin on the face and lips, and wrinkles and fine lines around the mouth. Clinical scoring after 28 days of twice-daily use (Wilcoxon test: \*\*\*\*: p<0.0001). (3) Dermatologist-controlled use test carried out on 32 volunteers aged 40 to 60 years old, with sensitive and dehydrated skin on the face and lips, and wrinkles and fine lines around the mouth. Self-scoring after 28 days of twice-daily use (Student test: \*: p<0.05). (4) Dermatologist-controlled use test carried out on 32 volunteers aged 40 to 60 years old, with sensitive and dehydrated skin on the face and lips, and wrinkles and fine lines around the mouth. Satisfaction questionnaire after 28 days of application twice a day.

# 3. FOLLOW-UP AFTER COLLAGEN STIMULATION

## INTENSIVE RETINOL

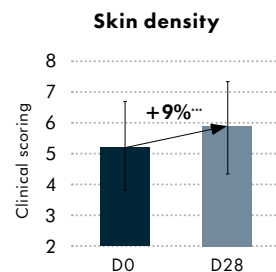
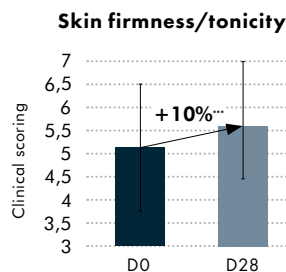
For a targeted efficacy on heavy wrinkles



### INTENSIVE RETINOL+ SERUM

- ✦ **Stimulates collagen & elastin synthesis and epidermal cell renewal**  
Pure retinol stabilized at 0.3%
- ✦ **Extends release for long-term results & optimizes tolerance**  
Pro-retinol – betacarotene
- ✦ **Protects natural retinol in the skin & boots its efficacy**  
Natural retinol booster - pistacia lentiscus

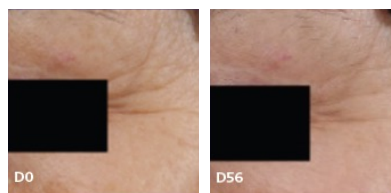
PROVEN EFFICACY  
ON SKIN DENSITY  
& FIRMNESS<sup>(1)</sup>



### INTENSIVE RETINOL EYE CONTOUR

- ✦ **Stimulates cell renewal & promotes collagen and elastin synthesis to target expression lines**  
Pro-retinol – retinyl palmitate
- ✦ **Targets puffiness and dark circles**  
Biomimetic peptide & caffeine
- ✦ **Immediate tightening effect**  
Lifting biopolymers

REDUCTION IN  
THE NUMBER  
OF WRINKLES<sup>(2)</sup>



(1) Efficacy of Intensive Retinol+ Oil Serum on skin firmness and elasticity as assessed with clinical scoring (Wilcoxon test : \*\*\*: p<0.001). (2) Instrumental test (cutometer), 32 volunteers, 56 days.

# 3. FOLLOW-UP AFTER COLLAGEN STIMULATION

## INTENSIVE PRO-COLLAGEN+

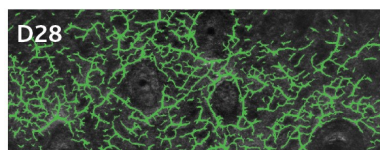
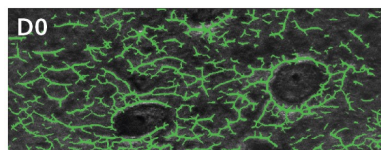
For a targeted efficacy on firmness



### INTENSIVE PRO-COLLAGEN+ SERUM

- ✦ **Stimulates collagen production in all skin layers**  
**PRO-COLL+ technology**  
With boosted concentration of xylose & hexapeptide-9
- ✦ **Stimulates collagen to reinforce the redensifying action**  
Peptide – acetyl tetrapeptide-9

### RAPID DERMAL RESTRUCTURING



Micro-relief restructuring improves skin firmness  
**+14%<sup>(1)</sup> directional reorganization of fibers after 1 month**



### INTENSIVE PRO-COLLAGEN+ CREAM

- ✦ **Stimulates collagen production in all skin layers**  
**PRO-COLL+ technology**
- ✦ **Stimulates collagen to reinforce the redensifying action**  
Peptide – acetyl tetrapeptide-9

### REMODELING EFFECT ON THE FACIAL CONTOUR AFTER 2 MONTHS<sup>(2)</sup>



(1) Instrumental evaluation, 29 subjects, aged 46-70, twice daily application for 28 days. (2) Visia photos (best case) highlighting the remodeling effect on the facial contour after 56 days of twice-daily application of Intensive Pro-Collagen+ cream, on 31 women, aged 45-70, with normal to very dry skin.

# 3. FOLLOW-UP AFTER LASER/PEELING

## INTENSIVE VITAMINE C

For a targeted efficacy on dark spots

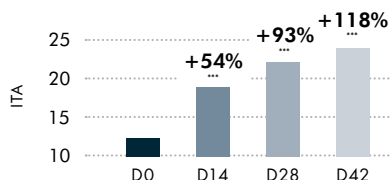


### INTENSIVE VITAMINE C<sup>2</sup> SERUM

- ★ **Biological form of vitamin C for instant antioxidant, pigmentation regulating and smoothing action**  
Pure vitamin C – ascorbic acid 10%
- ★ **Progressive release of vitamin C for continuous radiance and anti-dark spot efficacy**  
Pro-vitamin C – ascorbyl glucoside 2%

### ANTI-DARK SPOT EFFICACY<sup>(1)</sup>

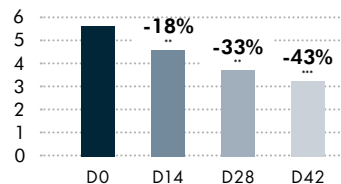
DEPIGMENTING EFFECT  
before/after spot comparison



Change in the ITA parameter - Brightening of the pigmented area  
Highly significant difference compared to baseline D0, \*\*\*p<0.001, Paired t-test

### HOMOGENIZATION OF PIGMENTATION<sup>(1)</sup>

COMPLEXION UNIFORMITY  
spot/normal skin comparison



Change in the Eab parameter - Difference between pigmented area and healthy area  
Statistically significant difference between spot and spotless area  
\*\*p<0.01, \*\*\*p<0.001, Paired t-test



### INTENSIVE VITAMINE C CREAM

- ★ **Progressive release of vitamin C for continuous radiance and anti-dark spot efficacy**  
Pro-vitamin C – ascorbyl glucoside 2%

### PROVEN EFFICACY AFTER 1-MONTH CURE<sup>(2)</sup>

- 80%** pigmentary spots are reduced
- 80%** spots intensity is reduced
- 88%** complexion homogeneity is improved

(1) Instrumental test (Spectrophotometer®), performed on 30 subjects from 34 to 65 years old, 100% sensitive skin, after 2, 4 and 6 weeks of twice daily use of the product. (2) Use test carried out on 25 volunteers (30 to 48 years old, average age : 39 years old), application twice a day during 28 days.



## 4. SUN PROTECTION


### CICABIO CRÈME+ SPF 50+

The hyperpigmentation-preventing cream



- ✦ **Promotes repair & soothes pain**  
Optimal repair patented complex\* & Antalgicine™ technology
- ✦ **Protects from sun damages**  
SPF50+ & UVA 21
- ✦ **Limits pigmentation marks**  
Glabridin & lipo-amino acid

**-96%** erythema on day 3  
vs. untreated<sup>(1)</sup>



**-57%**  
erythema<sup>(1)</sup>

**-53%**  
pigmented<sup>(1)</sup>

<sup>(1)</sup> Clinical study, 20 subjects aged 26 to 43 with phototypes III and IV; stripped skin in their back was exposed to UV-Visible irradiation after application of 2mg/cm<sup>2</sup> of Cicabio Crème+ SPF50+; main statistical differences – redness by clinical scoring & pigmentation by colorimetry measurement of ITA<sup>®</sup>; France, 2023.

\*Patent application filed in France.

## MEDICAL RELATIONS

### STÉPHANE FAUVERGHE

Head of medical operations  
Research and development

**[stephane.fauverghe@naos.com](mailto:stephane.fauverghe@naos.com)**



# NAOS

THE FOUNDING COMPANY OF

**BIODERMA**  
LABORATOIRE DERMATOLOGIQUE

INSTITUT  
**ESTHEDERM**  
PARIS

état pur



Scan to  
learn more  
about NAOS